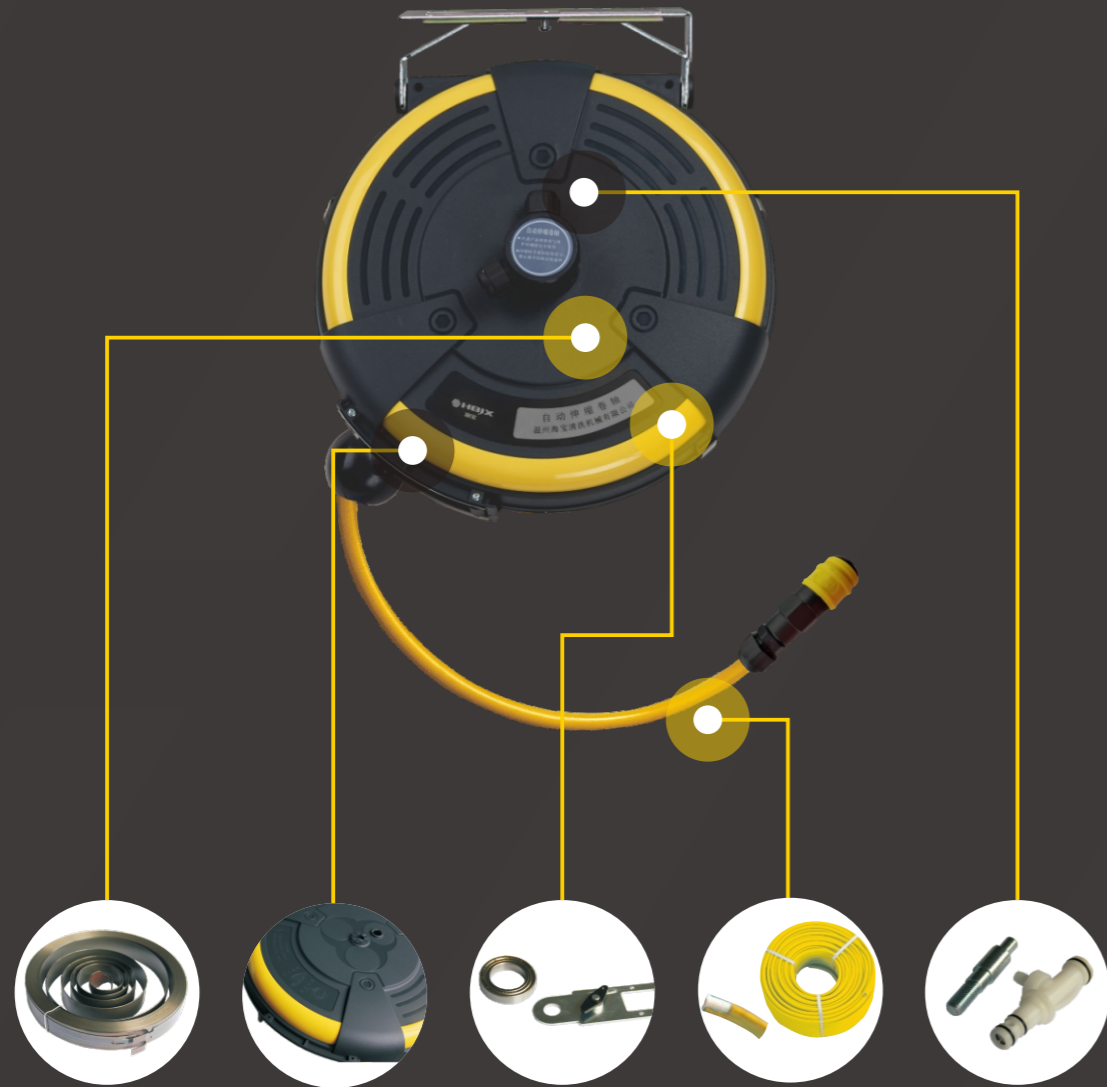


II型卷轴

TYPE II HOSE REEL SERIES



Longer Mechanical Life

Coil spring made of SK4 steel, SK4 steel consists of chromium, molybdenum and vanadium and is known for its high hardenability and great toughness, could be used over 100 thousand times.

High Intensity

Made of high quality ABS and poly-carbonate alloy. Keep the hose reel from corrosion, and discoloration

Built-in self lock

This equipment with double-row ball bearing reduces rotational friction and support radial and axial loads.

Made in Germany

Complete braided composites made in Germany.

Unique Sealed Protection Design

Keeps the core parts from rust.

可选型号



水型卷轴 Water Hose Reel

Hose Material: Complete braided composites
管质：全编织复合管

Inlet Hose: 1M
输入管长度: 1M

Outlet Hose: 10M/12M
输出管长度: 10M/12M

Max. Working Pressure: 6Mpa
最大工作压力: 6Mpa

I.D./O.D.: $\phi 8\text{mm}/\Phi 13\text{mm}$
软管规格: $\phi 8\text{mm}*\Phi 13\text{mm}$



进水接头
Inlet Connector



出水接头
Outlet Connector



气型卷轴 Gas Hose Reel

Hose Material: Complete braided composites
管质：全编织复合管

Inlet Hose: 1M
输入管长度: 1M

Outlet Hose: 10M/12M/15M
输出管长度: 10M/12M

Max. Working Pressure: 6Mpa
最大工作压力: 6Mpa

I.D./O.D.: $\phi 6.5\text{mm}/\Phi 11\text{mm}$
软管规格: $\phi 6.5\text{mm}*\Phi 11\text{mm}$



进气接头
Inlet Connector



出气接头
Outlet Connector



水&气型卷轴 Water&Air Hose Reel

Hose Material: Complete braided composites
管质：全编织复合管

Inlet Hose: 1.2M
输入管长度: 1.2M

Outlet Hose: 6.5M
输出管长度: 6.5M

Max. Working Pressure: 6Mpa
最大工作压力: 6Mpa

I.D./O.D.: $\phi 6.5\text{mm}/\Phi 11\text{mm}$
软管规格: $\phi 6.5\text{mm}*\Phi 11\text{mm}$



进水气接头
Inlet Connector



出水气接头
Outlet Connector



电型卷轴 Electric Hose Reel

Hose Material: Cable
管质：电缆线

Inlet Hose: 1M
输入管长度: 1M

Outlet Hose: 10M/12M/15M
输出管长度: 10M/12M/15M

Working Voltage: 220V
工作电压: 220V
Hose Spec: $3*1.5\text{mm}^2$
软管规格: $3*1.5\text{mm}^2$

Working Voltage: 380V
工作电压: 380V
Hose Spec: $3*2.5\text{mm}^2$ or $4*2.5\text{mm}^2$
软管规格: $3*2.5\text{mm}^2$ 或 $4*2.5\text{mm}^2$

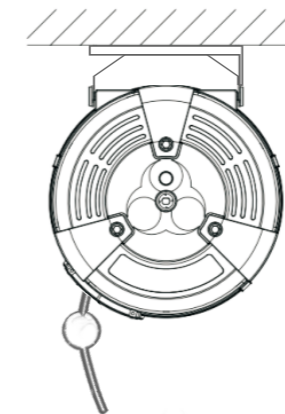


插头
Plug

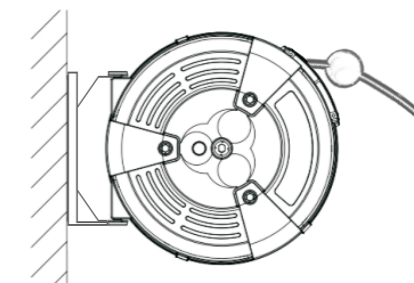


插座
Socket

安装示意 FIXED METHOD



直接安装（垂直）
Ceiling mounted



直接安装（侧向）
Wall mounted